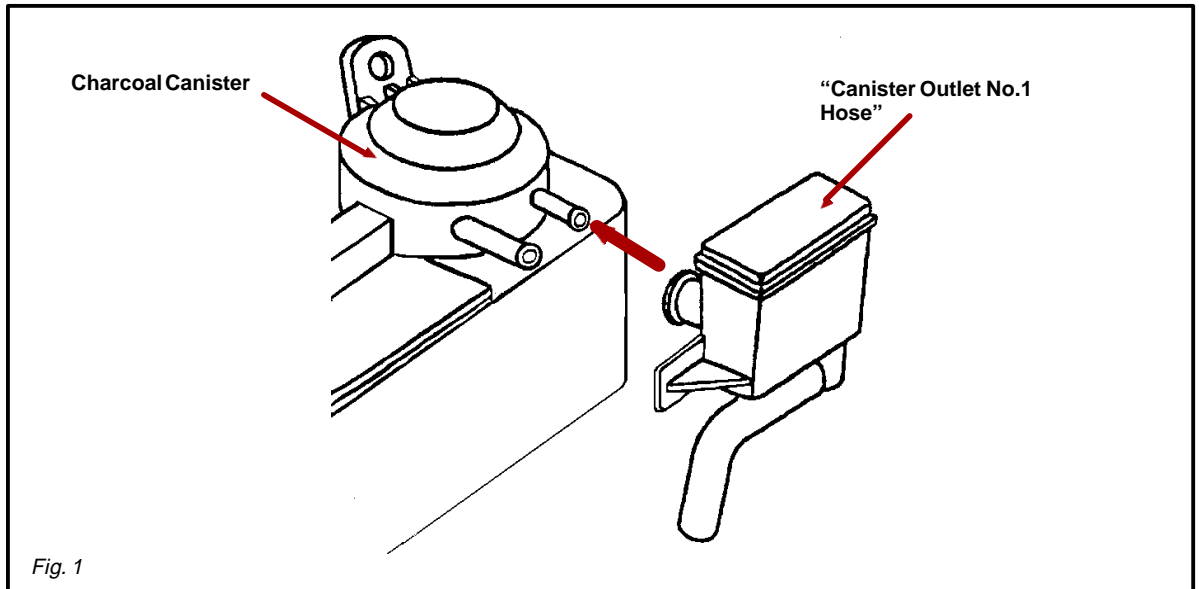


Introduction

Some 1995 & 1996 Tacomas and 1996 4Runners may exhibit a slight "buzzing" noise, heard from the EVAP charcoal canister, when the engine is turned off after driving. To minimize this noise, the EVAP Canister Outlet Hose has been changed to incorporate a 50 cc air chamber.

Production Change Information

STARTING VIN	MODEL
4TA*****VZ226930	#ZN140, 150, 161, 170, 171
JT3GM84R*V0007714	RZN180
JT3GN86R*V0017275	RZN185
JT3GN87R*V0021047	VZN180
JT3HM84R*V0021047	RZN185
JT3HN86R*V0057331	VZN185
JT3HN87R*V0057331	VZN183



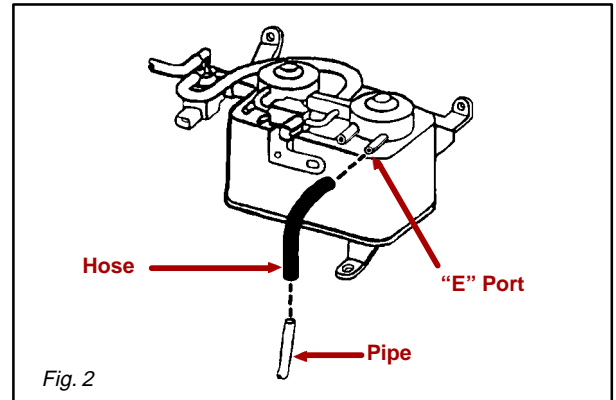
Warranty Information

OPCODE	DESCRIPTION	TIME	OPN	QTY	T1	T2
EG5003	EVAP Canister Hose No. 1	0.5	77701-35010	1	91	53

Warranty Coverage:
CA & MA 3/50 Emissions Warranty, all others 3/36 Basic Warranty.

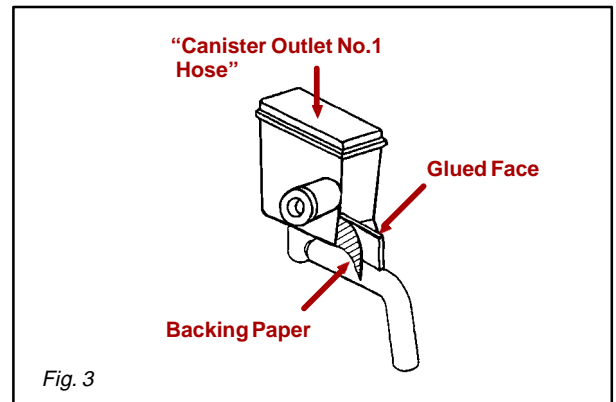
Repair Procedure

1. Hose Removal:
 - Remove original hose between “E” port and steel pipe (discard hose).



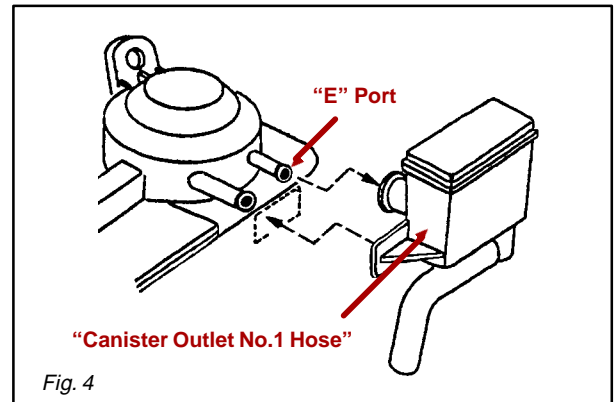
2. Canister Outlet No.1 Hose Installation.

- (a) Peel and remove backing paper from mating surface of canister chamber as shown.



- (b) Connect and secure the Canister Outlet No.1 Hose to “E” port, then attach the air chamber to the canister body by firmly pressing the adhesive area against the canister body.

NOTE:
To insure proper adhesion, clean the mating surface of the canister body with alcohol prior to installation of the Canister Outlet No.1 Hose Assembly.



- (c) Connect the canister chamber outlet hose to the steel pipe as shown.

