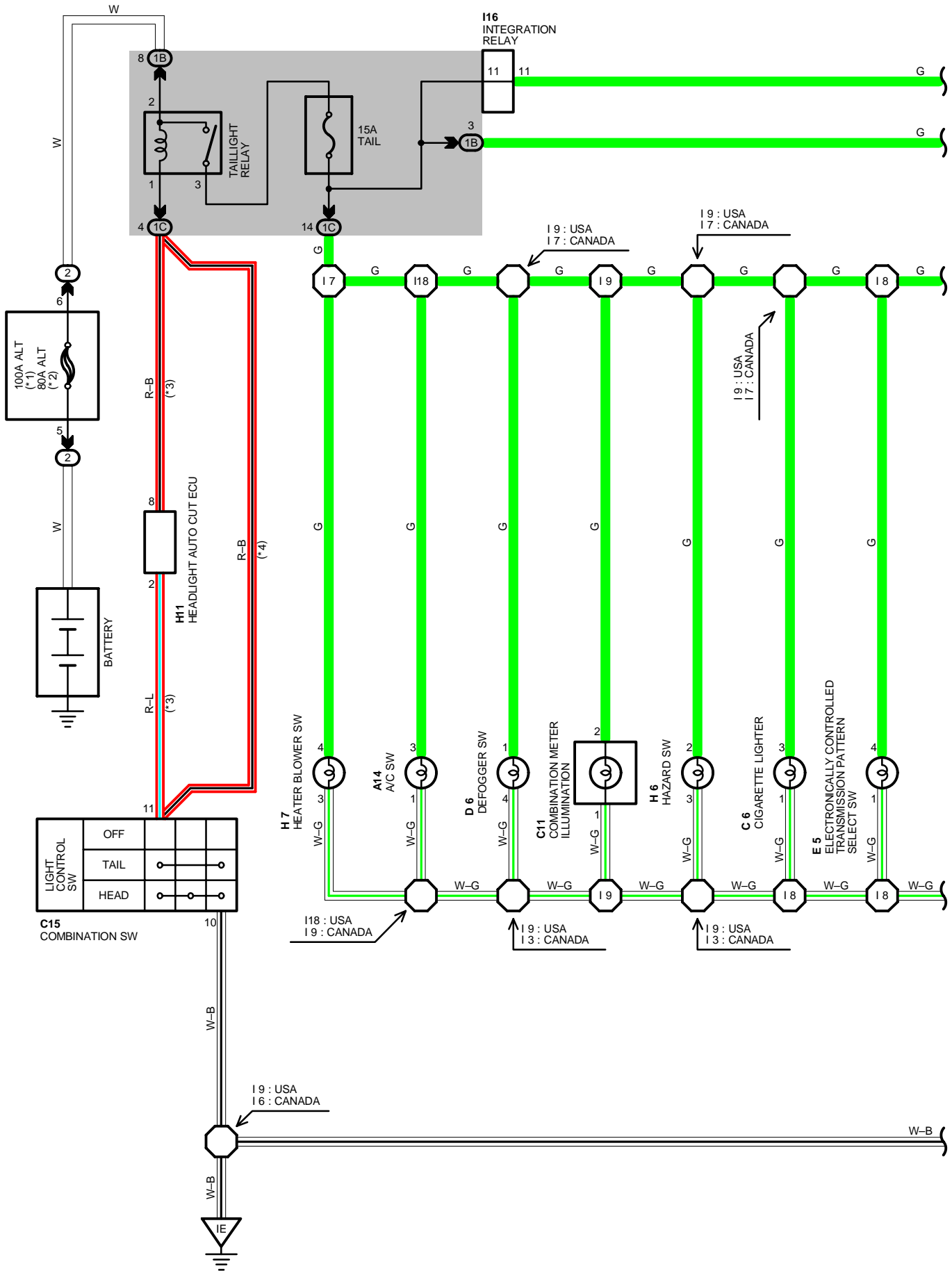
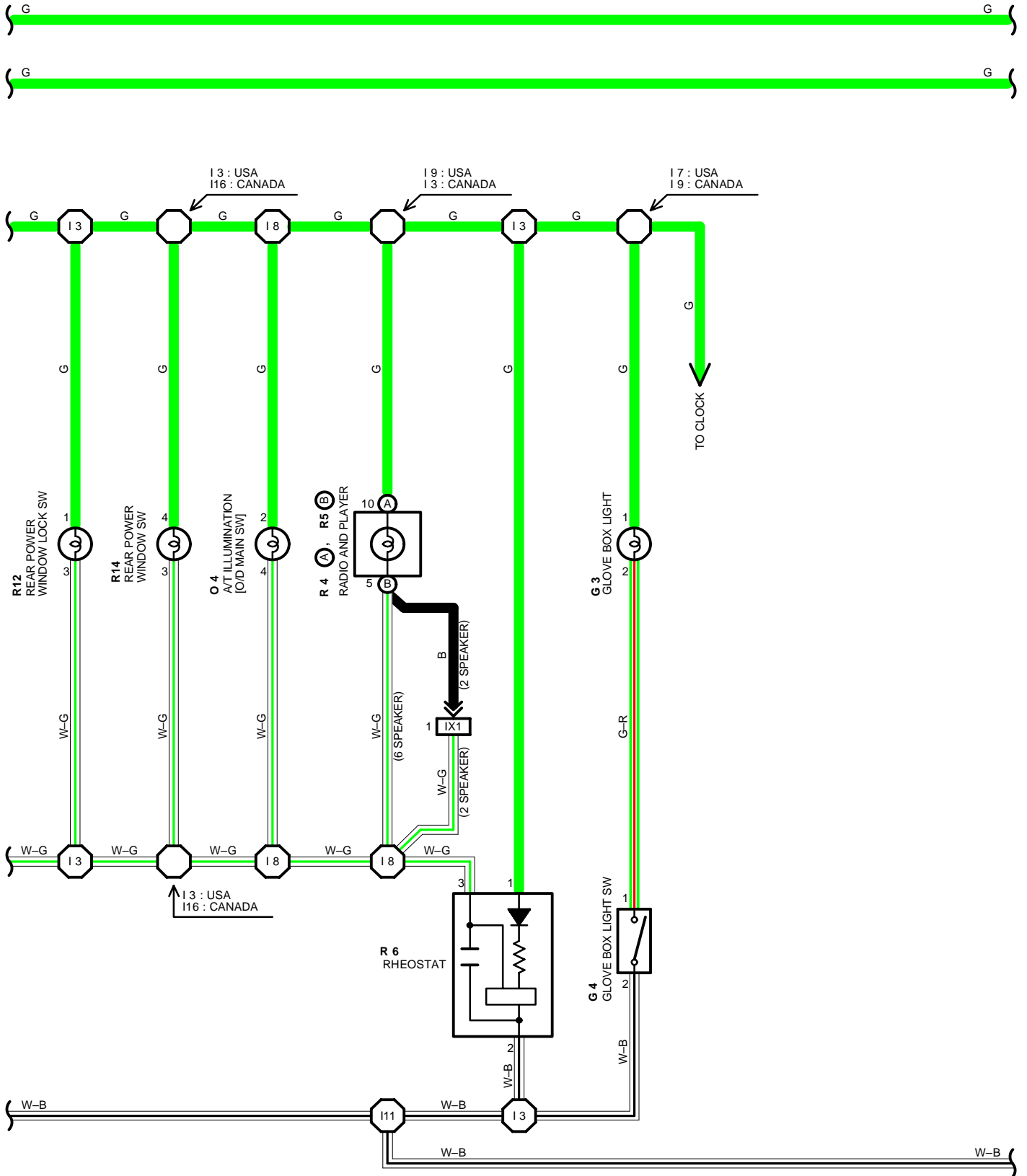


TAILLIGHT AND ILLUMINATION

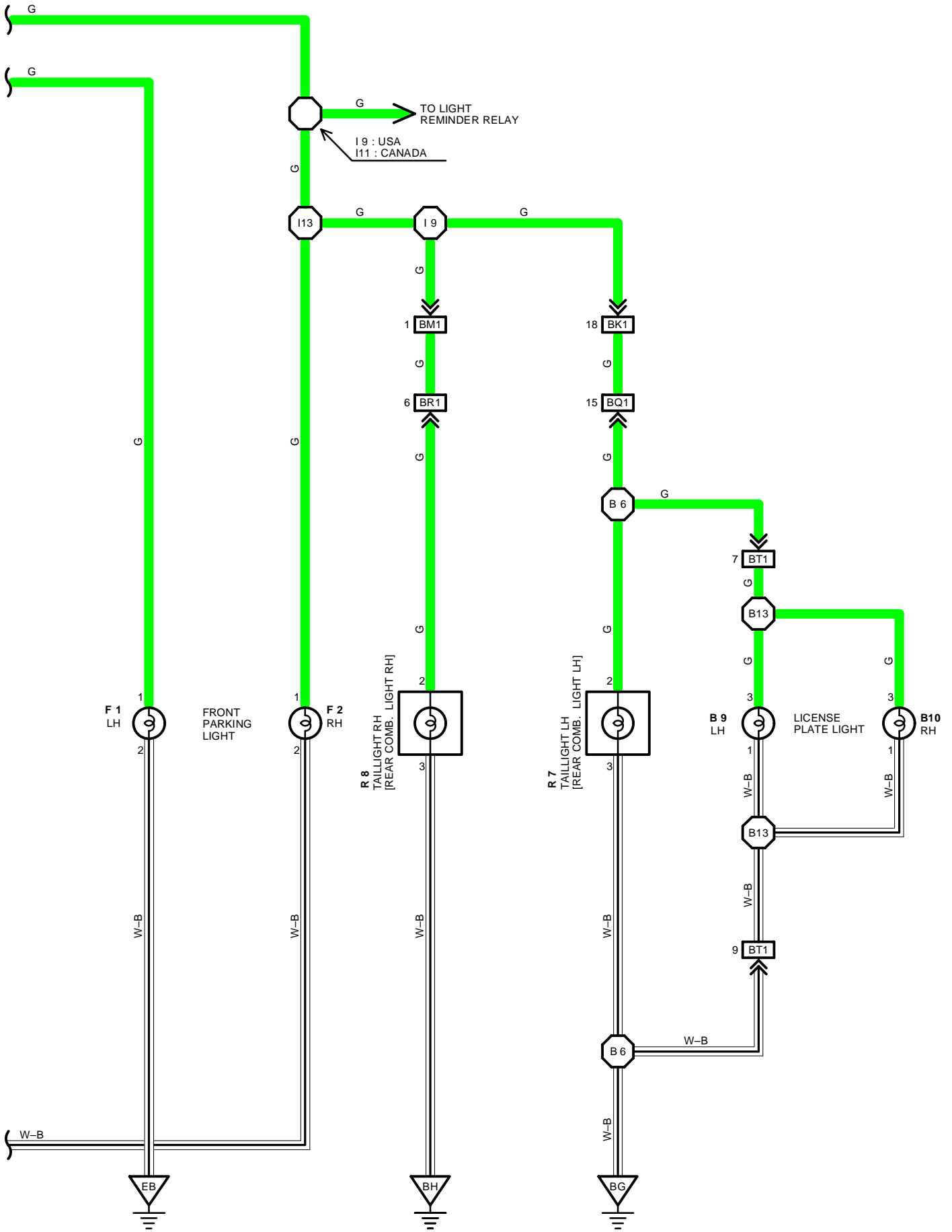


*1 : 22R-E A/T
 *2 : 3VZ-E, 22R-E MT

*3 : W/ HEADLIGHT AUTO CUT ECU
 *4 : W/O HEADLIGHT AUTO CUT ECU



TAILLIGHT AND ILLUMINATION



SERVICE HINTS

C15 LIGHT CONTROL SW [COMB. SW]

10-11: CLOSED WITH LIGHT CONTROL SW AT **TAIL** OR **HEAD** POSITION

TAILLIGHT RELAY

2-3: CLOSED WITH LIGHT CONTROL SW AT **TAIL** OR **HEAD** POSITION

: CLOSED WITH ENGINE RUNNING AND PARKING BRAKE LEVER RELEASED (CANADA)

○ : PARTS LOCATION

| CODE | SEE PAGE | CODE | SEE PAGE | CODE | SEE PAGE |
|------|------------|------|------------|------|----------|
| A14 | 28 | F 1 | 26 (22R-E) | O 4 | 28 |
| B 9 | 29 | F 2 | 24 (3VZ-E) | R 3 | C 28 |
| B10 | 29 | | 26 (22R-E) | R 4 | A 28 |
| C 6 | 28 | G 3 | 28 | R 5 | B 28 |
| C11 | 28 | G 4 | 28 | R 6 | 28 |
| C15 | 28 | H 6 | 28 | R 7 | 29 |
| D 6 | 28 | H 7 | 28 | R 8 | 29 |
| E 5 | 28 | H11 | 28 | R12 | 29 |
| F 1 | 24 (3VZ-E) | I16 | 28 | R14 | 29 |

○ : RELAY BLOCKS

| CODE | SEE PAGE | RELAY BLOCKS (RELAY BLOCK LOCATION) |
|------|----------|--------------------------------------|
| 2 | 22 | R/B NO. 2 (ENGINE COMPARTMENT RIGHT) |

○ : JUNCTION BLOCK AND WIRE HARNESS CONNECTOR

| CODE | SEE PAGE | JUNCTION BLOCK AND WIRE HARNESS (CONNECTOR LOCATION) |
|------|----------|---|
| 1B | 20 | ENGINE ROOM MAIN WIRE AND J/B NO. 1 (LEFT KICK PANEL) |
| 1C | 20 | COWL WIRE AND J/B NO. 1 (LEFT KICK PANEL) |

□ : CONNECTOR JOINING WIRE HARNESS AND WIRE HARNESS

| CODE | SEE PAGE | JOINING WIRE HARNESS AND WIRE HARNESS (CONNECTOR LOCATION) |
|------|----------|--|
| IX1 | 34 | COWL WIRE AND RADIO SUB WIRE (INSTRUMENT PANEL BRACE) |
| BK1 | 36 | FLOOR NO. 3 LH WIRE AND COWL WIRE (LEFT SIDE OF FRONT LH SEAT) |
| BM1 | 36 | FLOOR NO. 3 RH WIRE AND COWL WIRE (RIGHT SIDE OF FRONT RH SEAT) |
| BQ1 | 36 | FLOOR NO. 3 LH WIRE AND FLOOR NO. 2 WIRE (LEFT SIDE OF REAR LH SEAT) |
| BR1 | 36 | FLOOR NO. 3 RH WIRE AND FLOOR WIRE (RIGHT SIDE OF REAR RH SEAT) |
| BT1 | 36 | BACK DOOR NO. 1 WIRE AND FLOOR NO. 2 WIRE (BESIDE LEFT REAR COMB. LIGHT) |

▽ : GROUND POINTS

| CODE | SEE PAGE | GROUND POINTS LOCATION |
|------|------------|-------------------------|
| EB | 30 (3VZ-E) | LEFT FENDER |
| | 32 (22R-E) | |
| IE | 34 | LEFT KICK PANEL |
| IF | 34 | RIGHT KICK PANEL |
| BG | 36 | UNDER LEFT REAR PILLAR |
| BH | 36 | UNDER RIGHT REAR PILLAR |

○ : SPLICE POINTS

| CODE | SEE PAGE | WIRE HARNESS WITH SPLICE POINTS | CODE | SEE PAGE | WIRE HARNESS WITH SPLICE POINTS |
|------|----------|---------------------------------|------|----------|---------------------------------|
| I 3 | 34 | COWL WIRE | I13 | 34 | COWL WIRE |
| I 6 | | | I16 | | |
| I 7 | | | I18 | 34 | ENGINE WIRE |
| I 8 | | | B 6 | 36 | FLOOR NO. 2 WIRE |
| I 9 | | | B13 | 36 | BACK DOOR NO. 1 WIRE |
| I11 | | | | | |

TAILLIGHT AND ILLUMINATION

